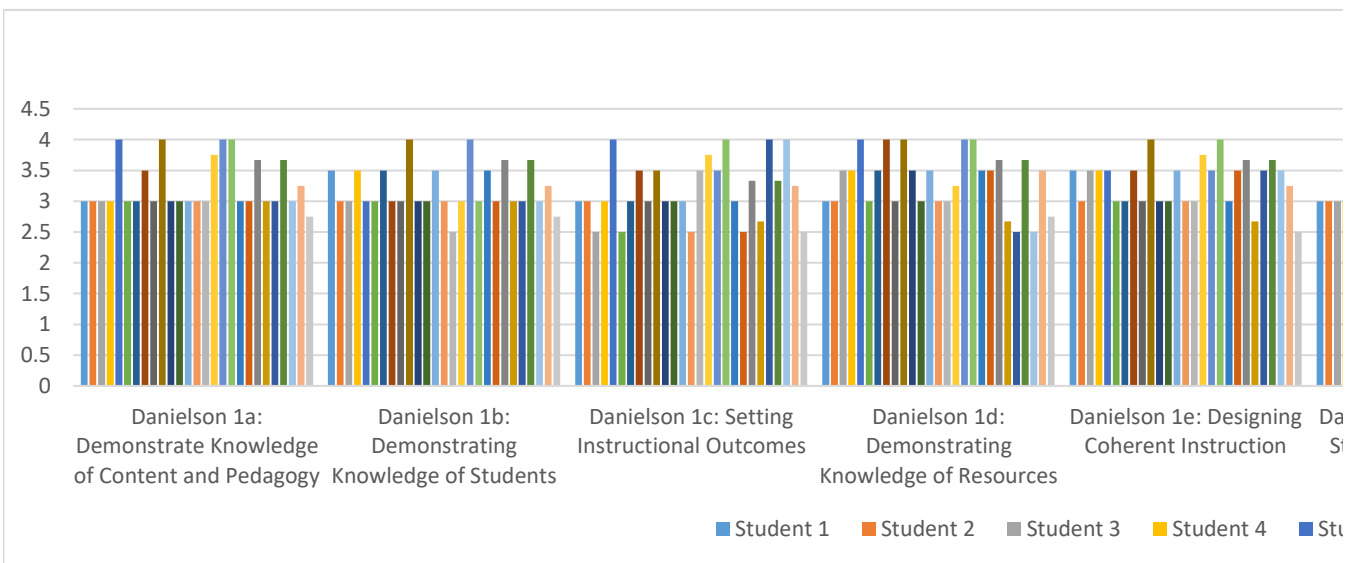
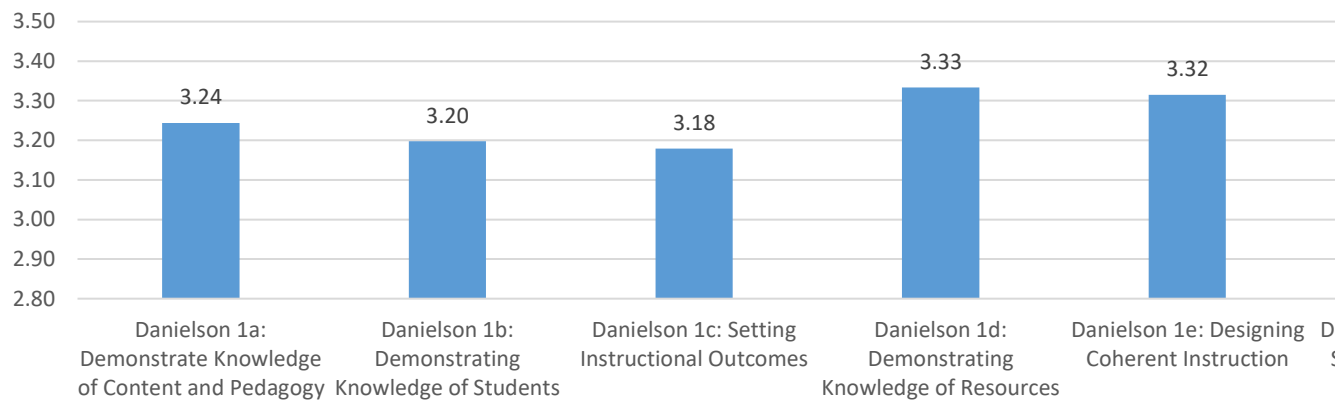


Danielson Framework Comparison Data Spreadsheet

Component	1	2	Element 3
DOMAIN 1: PLANNING AND PREPARATION			
Danielson 1a: Demonstrate Knowledge of Content and Pedagogy	3	3	3
Danielson 1b: Demonstrating Knowledge of Students	3.5	3	3
Danielson 1c: Setting Instructional Outcomes	3	3	2.5
Danielson 1d: Demonstrating Knowledge of Resources	3	3	3.5
Danielson 1e: Designing Coherent Instruction	3.5	3	3.5
Danielson 1f: Designing Student Assessments	3	3	3
DOMAIN 2: THE CLASSROOM ENVIRONMENT			
Danielson 2a: Creating an Environment of Respect and Rapport	4	4	3.5
Danielson 2b: Establishing a Culture for Learning	3	3	3.5
Danielson 2c: Managing Classroom Procedures	3	3	3
Danielson 2d: Managing Student Behavior	3	3	3
Danielson 2e: Organizing Physical Space	4	3	4
DOMAIN 3: INSTRUCTION			
Danielson 3a: Communication with Students	3	3	3
Danielson 3b: Using Questioning and Discussion Techniques	3	3	3.5
Danielson 3c: Engaging Students in Learning	3	3	3.5
Danielson 3d: Using Assessment in Instruction	3	3	3
Danielson 3e: Demonstrating Flexibility and Responsiveness	3	3	3
DOMAIN 4: PROFESSIONAL RESPONSIBILITIES			
Danielson 4a: Reflecting on Teaching	4	3.5	3.5
Danielson 4b: Maintaining Accurate Records	3.5	3	3
Danielson 4c: Communicating with Families	3	3	4
Danielson 4d: Participating in the Professional Community	3	3.5	3
Danielson 4e: Growing and Developing Professionally	3	3.5	3
Danielson 4f: Showing Professionalism	4	3	3
Average for all Domains	3.25	3.11	3.23

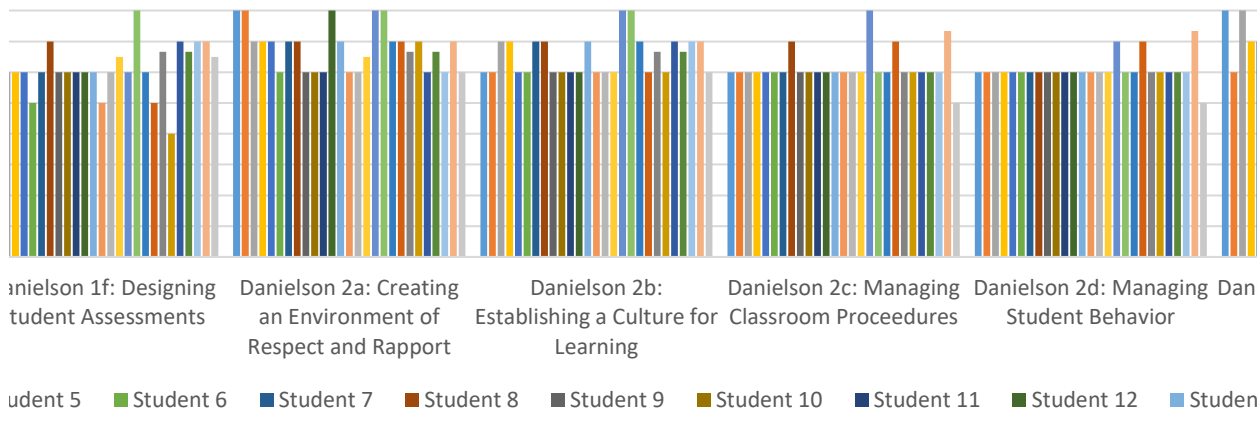


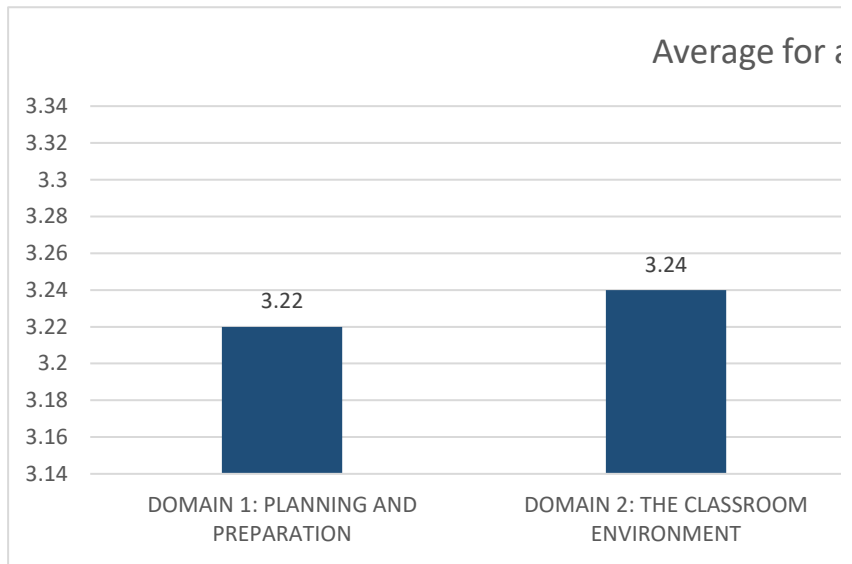
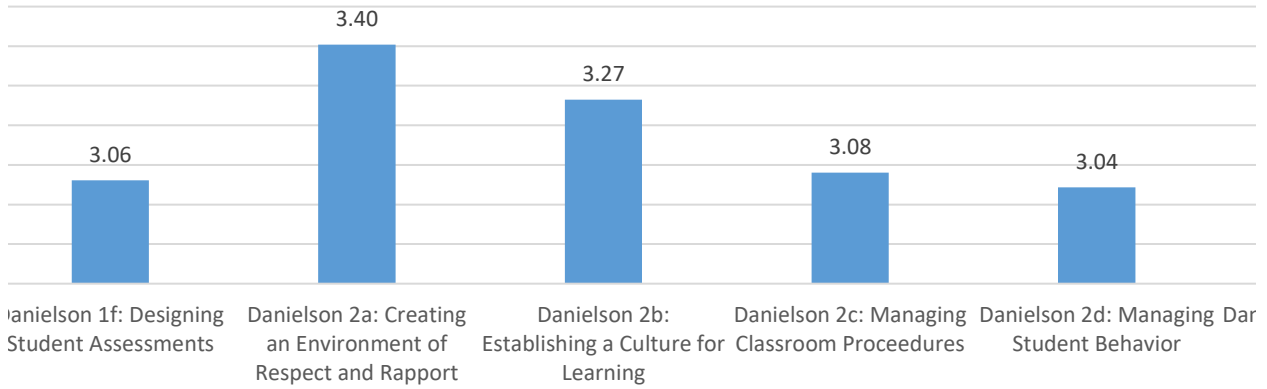


ntary Generalist

Mild Intervention

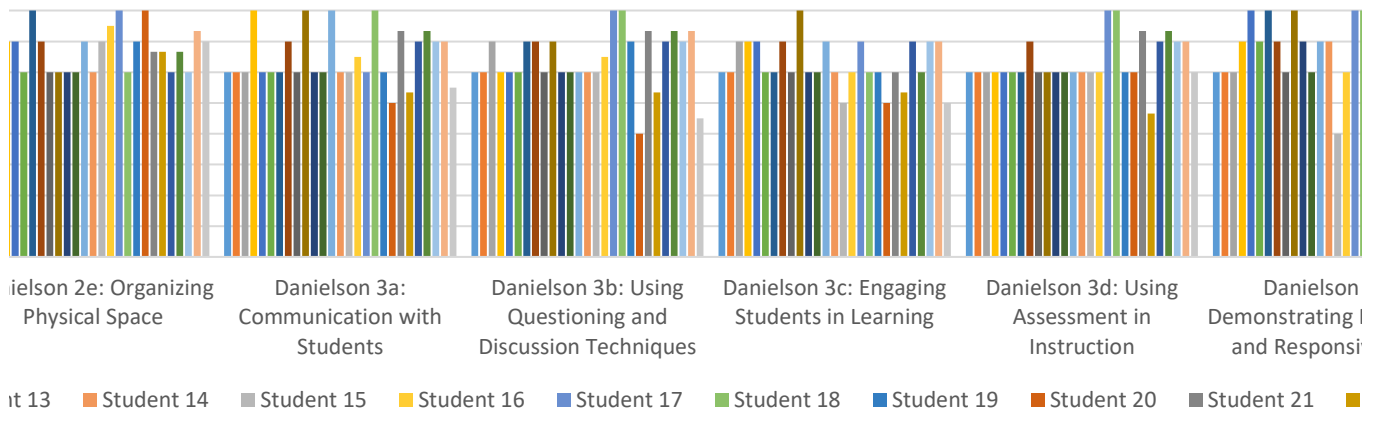
	4	5	6	7	8	9	10	11	12
	3	4	3	3	3.5	3	4	3	3
	3.5	3	3	3.5	3	3	4	3	3
	3	4	2.5	3	3.5	3	3.5	3	3
	3.5	4	3	3.5	4	3	4	3.5	3
	3.5	3.5	3	3	3.5	3	4	3	3
	3	3	2.5	3	3.5	3	3	3	3
	3.5	3.5	3	3.5	3.5	3	3	3	4
	3.5	3	3	3.5	3.5	3	3	3	3
	3	3	3	3	3.5	3	3	3	3
	3	3	3	3	3	3	3	3	3
	3.5	3.5	3	4	3.5	3	3	3	3
	4	3	3	3	3.5	3	4	3	3
	3	3	3	3.5	3.5	3	3.5	3	3
	3.5	3.5	3	3	3.5	3	4	3	3
	3	3	3	3	3.5	3	3	3	3
	3.5	4	3.5	4	3.5	3	4	3.5	3
	3.5	4	3	3.5	4	3	3.5	3	3.5
	3.5	3.5	3	3	3.5	3	3.5	3	3
	3.5	3.5	3	3	3.5	3	3.5	3.5	3.5
	3	4	3	3	3.5	3.5	4	3	3.5
	3.5	4	3	4	4	3.5	4	3	3
Average	3.34	3.48	2.98	3.27	3.52	3.05	3.55	3.07	3.11





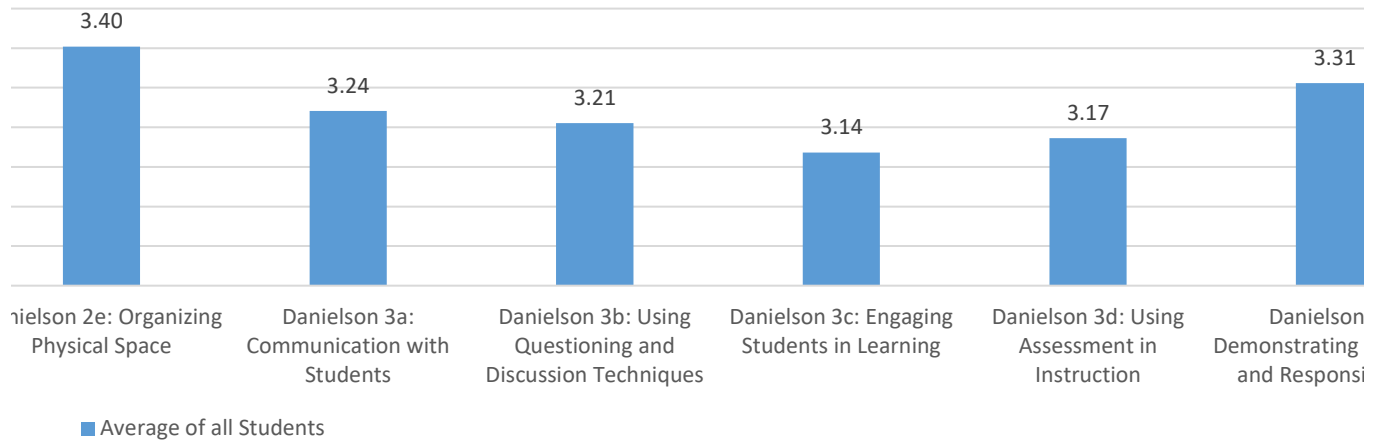
High Ability	English/LA				Instrumental Music			Choral Music	Phy
13	14	15	16	17	18	19	20	21	
3	3	3	3.75	4	4	3	3	3.67	
3.5	3	2.5	3	4	3	3.5	3	3.67	
3	2.5	3.5	3.75	3.5	4	3	2.5	3.33	
3.5	3	3	3.25	4	4	3.5	3.5	3.67	
3.5	3	3	3.75	3.5	4	3	3.5	3.67	
3	2.5	3	3.25	3	4	3	2.5	3.33	
3.5	3	3	3.25	4	4	3.5	3.5	3.33	
3.5	3	3	3	4	4	3.5	3	3.33	
3	3	3	3	4	3	3	3.5	3	
3	3	3	3	3.5	3	3	3.5	3	
3.5	3	3.5	3.75	4	3	3.5	4	3.33	
4	3	3	3.25	3	4	3	2.5	3.67	
3	3	3	3.25	4	4	3.5	2	3.67	
3.5	3	2.5	3	3.5	3	3	2.5	3	
3	3	3	3	4	4	3	3	3.67	
3.5	3.5	2	3	4	4	3.5	2.5	3.33	
3.5	3	3.5	3	3	4	3.5	3	4	
3.5	3	3.5	3.25	4	4	3	2	4	
3.5	3	3	██████████	3	██████████	3	3	3.5	
3.5	3	3.5	3.25	3.5	4	4	3	4	
3	3	3.5	3	3.5	██████████	4	3.5	4	
3.5	3	3.5	3.25	4	4	3.5	3.5	4	
3.34	2.98	3.07	3.24	3.68	3.75	3.30	3.00	3.55	

Standards by Student

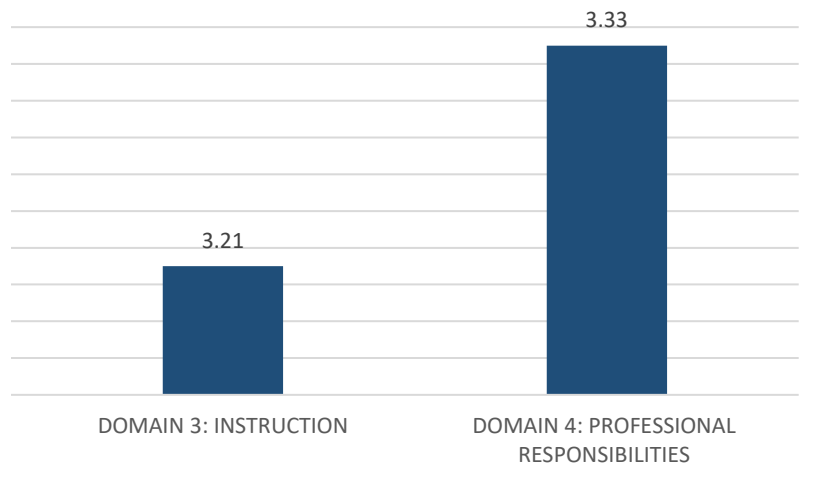


Overall Average for Each Component

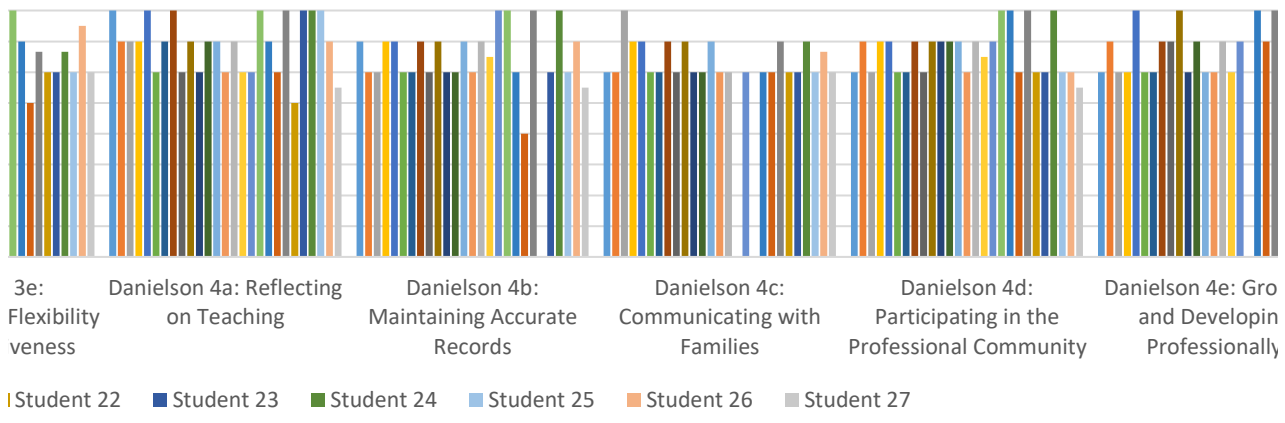
on Average for Each Component

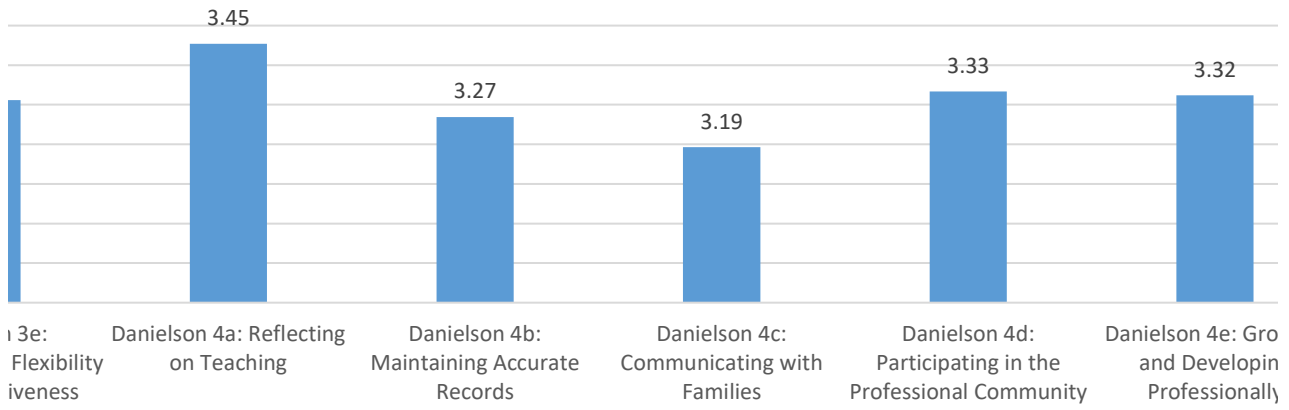


all Domains



Social Education		Health		History		N	Range	Average
22	23	24	25	26	27			
3	3	3.67	3	3.25	2.75	27	1	3.24
3	3	3.67	3	3.25	2.75	27	1.5	3.20
2.67	4	3.33	4	3.25	2.5	27	1.5	3.18
2.67	2.5	3.67	2.5	3.5	2.75	27	1.5	3.33
2.67	3.5	3.67	3.5	3.25	2.5	27	1.5	3.32
2	3.5	3.33	3.5	3.5	3.25	27	2.0	3.06
3.5	3	3.33	3	3.5	3	27	1	3.40
3	3.5	3.33	3.5	3.5	3	27	1.5	3.27
3	3	3	3	3.67	2.5	27	1.5	3.08
3	3	3	3	3.67	2.5	27	1	3.04
3.33	3	3.33	3	3.67	3.5	27	1	3.40
2.67	3.5	3.67	3.5	3.5	2.75	27	2	3.24
2.67	3.5	3.67	3.5	3.67	2.25	27	1.5	3.21
2.67	3.5	3	3.5	3.5	2.5	27	1.17	3.14
2.33	3.5	3.67	3.5	3.5	3	27	1.67	3.17
3	3	3.33	3	3.75	3	27	1.5	3.31
2.5	4	4	4	3.5	2.75	27	1.5	3.45
	3	4	3	3.5	2.75	26	2.0	3.27
3	3	3.5	3	3.33	3	25	1	3.19
3	3	4	3	3	2.75	27	1.25	3.33
2.67	3	4	3	3.5	2.75	26	1.33	3.32
2.33	3	4	3	3.5	2.67	27	1.67	3.44
2.79	3.23	3.55	3.23	3.47	2.78			





Average per Component

3.22

3.24

3.21

3.33

