

Default Report

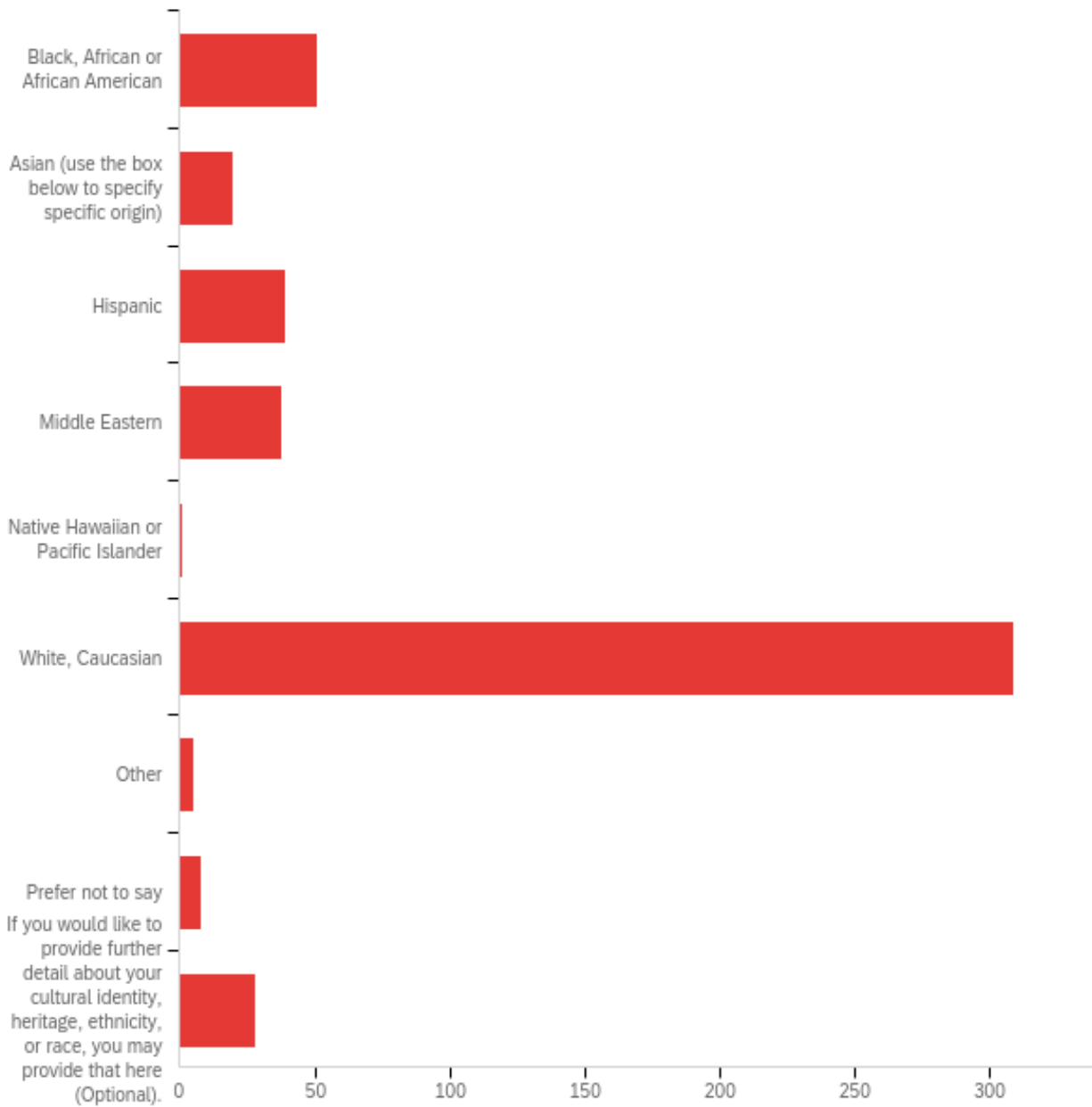
Diversity inclusion

Survey conducted Feb. 10 – Feb 22, 2021

Q13 - Which campus do you belong to?

#	Answer	%	Count
1	Fort Wayne	32.87%	188
2	Manchester	67.13%	384
	Total	100%	572

**Q2 - Which of the following most closely represents best describes your racial identity?
Please select the option with which you most identify.**



#	Answer	%	Count
1	Black, African or African American	10.22%	51
2	Asian (use the box below to specify specific origin)	4.01%	20
3	Hispanic	7.82%	39

4	Middle Eastern	7.62%	38
5	Native Hawaiian or Pacific Islander	0.20%	1
6	White, Caucasian	61.92%	309
7	Other	1.00%	5
8	Prefer not to say	1.60%	8
9	If you would like to provide further detail about your cultural identity, heritage, ethnicity, or race, you may provide that here (Optional).	5.61%	28
	Total	100%	499

Q2_9_TEXT - If you would like to provide further detail about your cultural identity, h...

If you would like to provide further detail about your cultural identity, heritage, ethnicity, or race, you may provide that here (Optional). - Text

West African, Liberian

I am Irish, Scottish, Hungarian, Italian, and German.

1/2 Middle Eastern 1/2 Caucasian

Mix of African American and Caucasian

Norwegian

Chaldean

Native American, Chickasaw

I'm both black and white

My heritage is German and French.

I'm mixed with Haitian, Cuban and Jamaican

Mixed with Chactow Indian.

Latino

Italian, Irish, and British!

Eastern European

Latino

Puerto Rican

Mixed: White and Middle Eastern

I'm Irish by blood, but Polish by culture

Native American

I'm Hispanic, but that isn't a race. I'm technically mestizo.

Very White

Mixed with Black and white

I am mixed Cuban Puerto Rican and African American

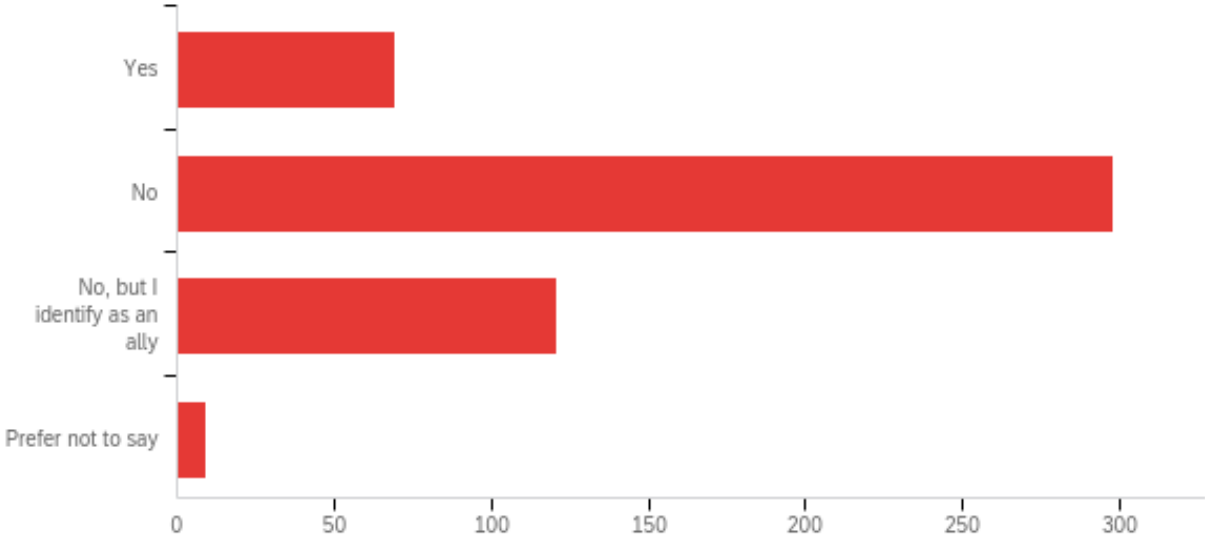
Native American (Catawba and Cherokee) mixed with white.

I am a native American

Native American

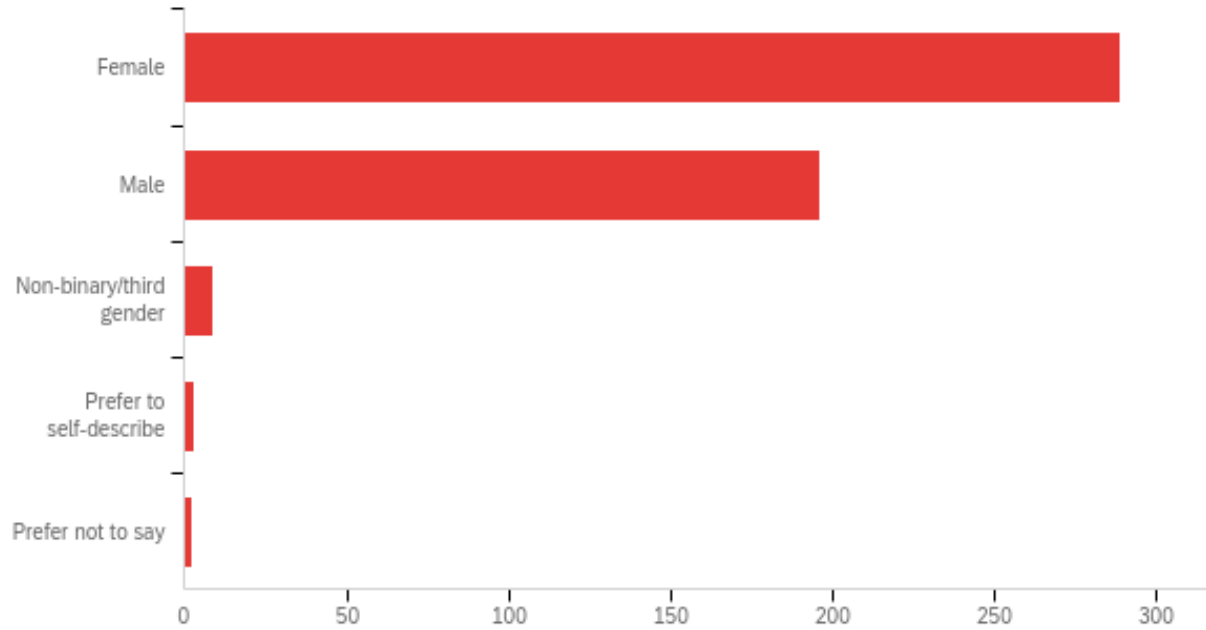
half black, half white

Q3 - Do you consider yourself a member of the Lesbian, Gay, Bisexual, Transgender, Queer/Questioning, Intersex, and/or Asexual (LGBTQIA) community?



#	Answer	%	Count
1	Yes	13.88%	69
2	No	59.96%	298
3	No, but I identify as an ally	24.35%	121
4	Prefer not to say	1.81%	9
	Total	100%	497

Q4 - What is your gender?



#	Answer	%	Count
1	Female	57.92%	289
2	Male	39.28%	196
3	Non-binary/third gender	1.80%	9
4	Prefer to self-describe	0.60%	3
5	Prefer not to say	0.40%	2
	Total	100%	499

Q4_4_TEXT - Prefer to self-describe

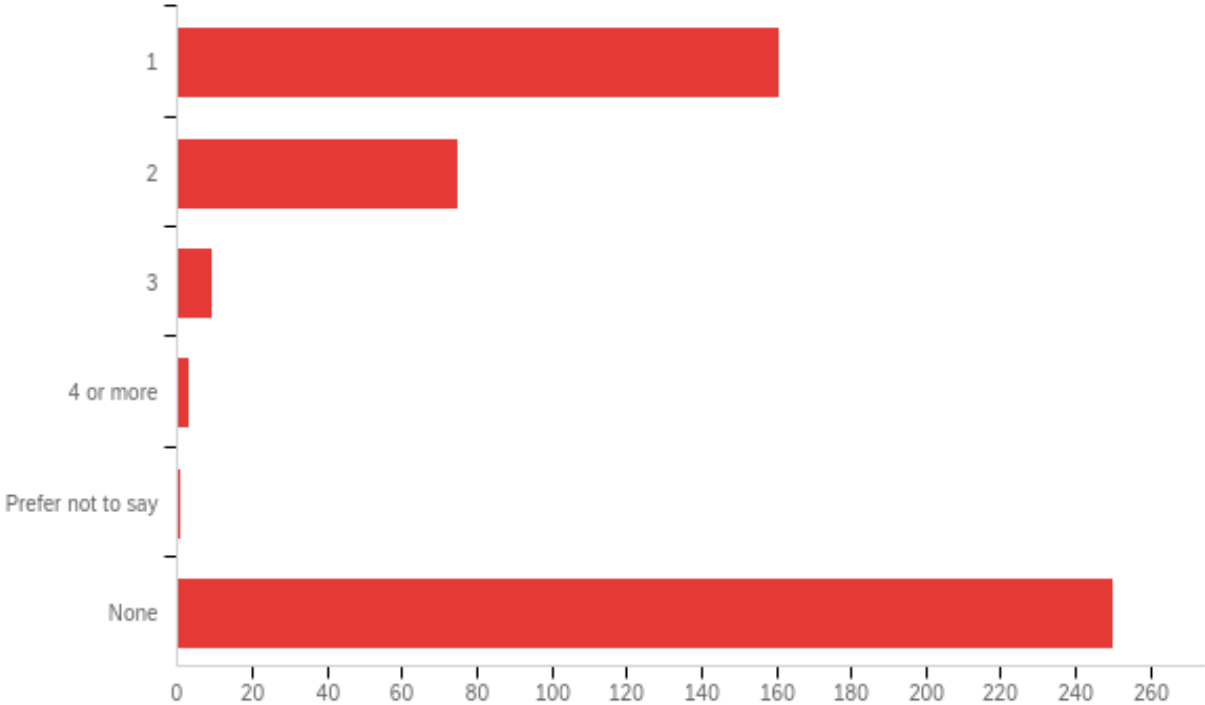
Prefer to self-describe - Text

Gender fluid

I am male, one of the two genders

Gender fluid

Q5 - How many languages other than English do you speak proficiently? Language proficiency is the ability to use a language spontaneously for real-world purposes. Refer to <https://languages.wisc.edu/proficiency>



#	Answer	%	Count
1	1	32.26%	161
2	2	15.03%	75
3	3	1.80%	9
4	4 or more	0.60%	3
5	Prefer not to say	0.20%	1
6	None	50.10%	250
	Total	100%	499

Q6 - Please list the languages in which you are proficient.

Please list the languages in which you are proficient.

Arabic

English

spanish

Spanish

Spanish

German

English and Spanish

Spanish

Maraka, Madinka

Spanish

english and arabic

English, Spanish

English, American Sign Language

English, Urdu

english

English and French

Spanish

Spanish

English and Spanish

I can sight read Latin and sing it.

English

Arabic and french

Arabic and Chaldean

English and Arabic

Vietnamese, English

Arabic

English

Spanish

English, Yoruba

English and arabic

English

English

French

SPANISH

English, Arabic, Chaldean (Aramic)

English

English

English

English

French

French, and Spanish.

English, Swahili

German, Japanese

English

Arabic, Aramaic

Hmong, English

English

English & Spanish

American Sign Language

Gujarati; hindi

Korean

English

English

English

Mandarin

English, Spanish

Spanish

spanish

English

Spanish

English

English

English, French and Spanish

Spanish

English

English

German

English

English

English

Spanish

English, Creole

English Spanish

English, Yoruba

Spanish(Mexico)

Spanish

English, Yoruba.

French Spanish

English

English

english

English and Spanish

Yoruba

English/ Spanish

English

English

Vietnamese, English

Spanish

Spanish

English

English

Arabic and Chaldean

Spanish

english and Akan

English

arabic

English and Arabic

English

english and arabic

only English

Arabic

English

arabic

english

english

bosnian

Modern Aramaic and Arabic

English

Arabic

Arabic

vietnamese

Albanian

Spanish

english and spanish

Bengali and Hindi

Yoruba, Pidgin english

English, Arabic

Neither- I have a local dialect so I struggle with English

Spanish

Spanish and English

English

Russian

Spanish

English, pidgin english, yoruba

Arabic

Bangla, Hindi

Spanish and English

English, Spanish

n/a

Arabic and French

English

English

English

Spanish

Spanish

English

French

english only

Spanish

English

English

English and Spanish

English

Spanish and English

English

English

English and Spanish

Spanish

Spanish

english

Spanish

Spanish english

spanish

English, Spanish

Spanish

Spanish

English

Spanish

English/Spanish

english

French

English

English

English and French

Hindi

English

English

Amharic

English

Latin

spanish

English

English

French

Spanish

English

English

Spanish

ASL

English, Spanish

English

German, English

English, Spanish, and Navajo

spanish

Spanish, English

Español

French

arabic

Bosnia, Serbo-Croatian, German

English and two others

english and arabic

English, Creole, French

English

arabic, french

arabic

English

arabic

urdu, punjabi

English

Arabic

Arabic

Spanish

Arabic

English

english, arabic

English

Vietnamese, Cantonese

Arabic

vietnamese

English

arabic and french

French and English

English

English, Chinese (Mandarin)

English, Arabic

english, arabic

arabic

Twi

Spanish

English

arabic

english

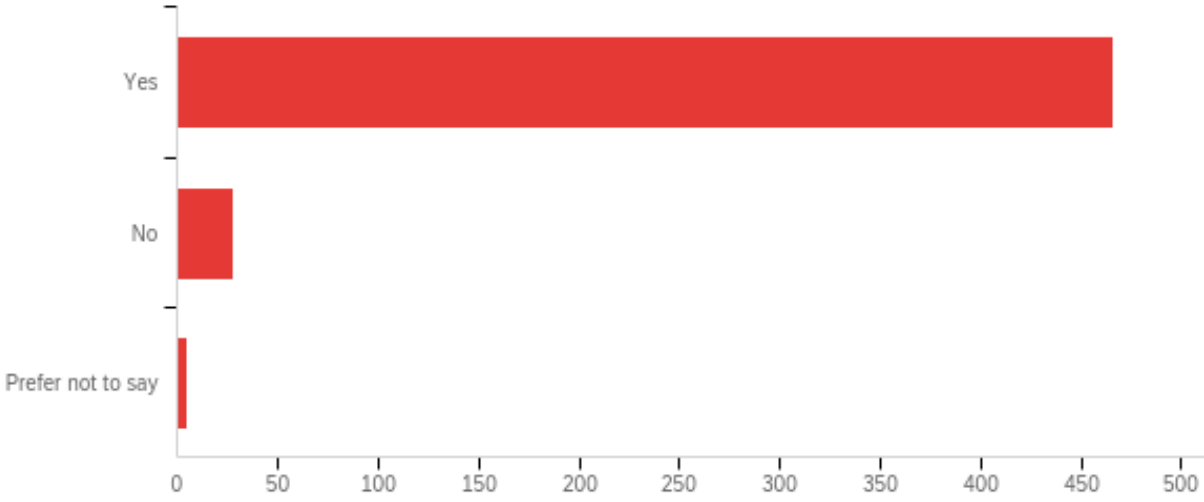
English

english

Chaldean

Vietnamese

Q7 - Do you consider the United States your home country?



#	Answer	%	Count
4	Yes	93.39%	466
5	No	5.61%	28
6	Prefer not to say	1.00%	5
	Total	100%	499

Q7_5_TEXT - No

- No - Text

- Liberia

- Is a second home

- 50-50

- Bangladesh

- I am a Colombian citizen

- Haiti

Q8 - Do you identify as a person with a disability or benefit from assistance with any of the following? (Select all that apply).

#	Answer	%	Count
1	Hearing (deaf or having serious difficulty hearing (DEAR))	1.39%	7
2	Vision (blind or having serious difficulty seeing, even when wearing glasses (DEYE))	1.19%	6
3	Cognition (Because of physical, mental, or emotional problem, having difficulty remembering, concentrating, or making decisions (DREM))	6.94%	35
4	Ambulation (Having serious difficulty walking or climbing stairs (DPHY))	0.99%	5
5	Self-care (Having difficulty bathing or dressing (DDRS))	0.20%	1
6	Independent living (Because of a physical, mental, or emotional problem, having difficulty doing errands alone such as visiting a doctor's office or shopping (DOUT))	1.39%	7
7	I do not experience difficulty with any of the above	85.71%	432
8	Prefer not to say	2.18%	11
	Total	100%	504

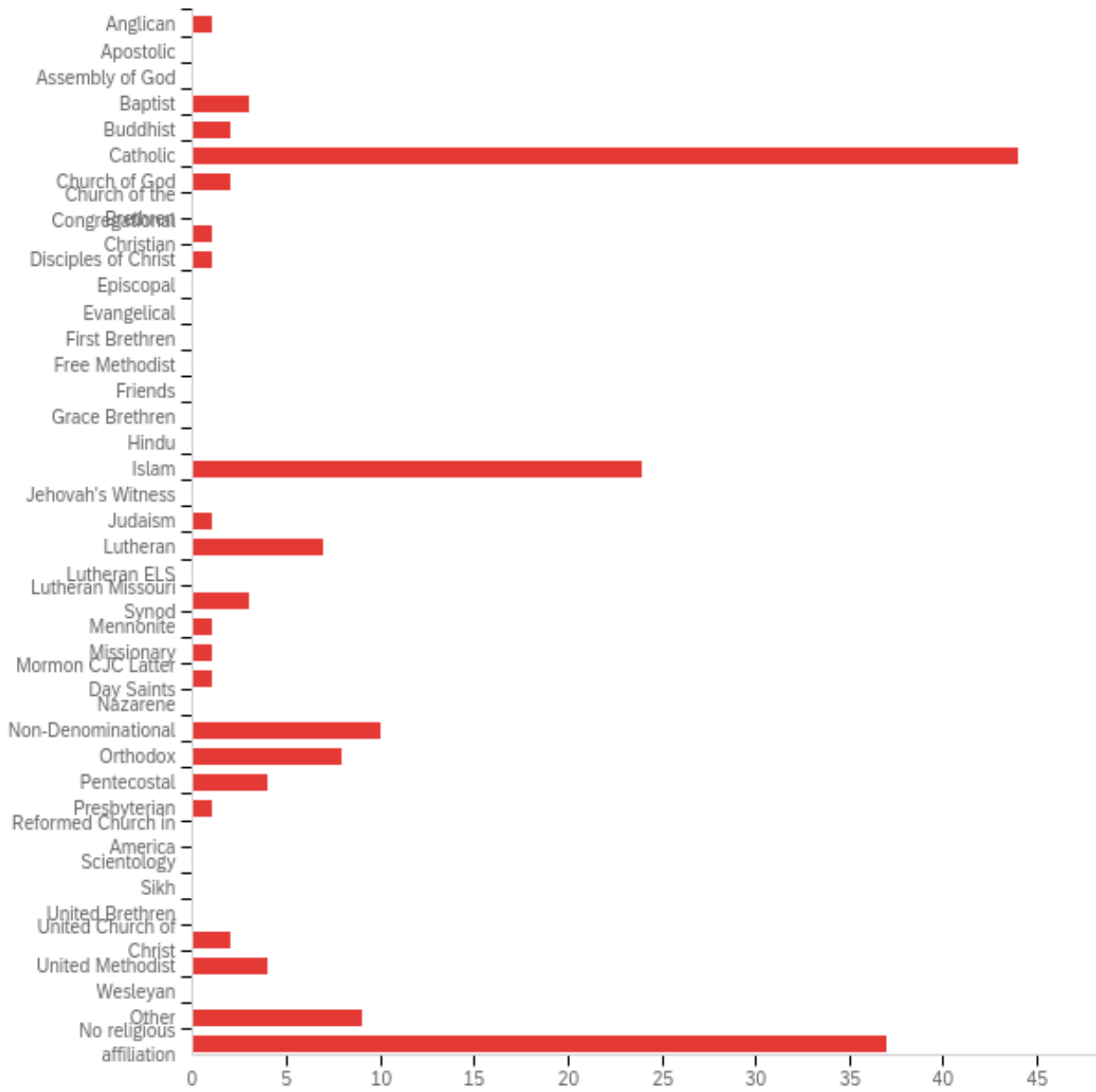
Q9 - Please rate your level of agreement with the following statements.

#	Field	Minimum	Maximum	Mean	Std Deviation	Variance	Count
1	I believe that diversity enriches our MU community.	1.00	5.00	4.23	1.07	1.15	429
2	I am able to find hair products and cosmetics at stores on or near campus.	1.00	5.00	3.85	1.28	1.64	426
3	I am able to go to a hairdresser's shop and find someone who can cut or style my hair on or near campus.	1.00	5.00	3.59	1.37	1.89	426
4	I can easily buy posters, post-cards, greeting cards and magazines featuring people of my race.	1.00	5.00	3.93	1.34	1.79	421
5	I am able to find staple foods that fit my culture on or near campus.	1.00	5.00	3.83	1.36	1.85	424
6	I can conduct business in the community surrounding the university without concerns of being followed in stores, receiving unwelcoming looks and/or service in restaurants, and being treated unfairly by the police.	1.00	5.00	3.96	1.22	1.49	420
7	I am able to find a faith tradition that worships in a way that is culturally relevant to me.	1.00	5.00	3.74	1.20	1.44	404
8	What can we do as an institution to make the Manchester campuses and surrounding areas feel more welcoming?	1.00	5.00	3.45	1.04	1.09	166

#	Question	Strongly disagree		Somewhat disagree		Neither agree nor disagree		Somewhat agree		Strongly agree		Total
1	I believe that diversity enriches our MU community.	4.43%	19	4.20%	18	9.32%	40	27.97%	120	54.08%	232	429
2	I am able to find hair products and cosmetics at stores on or near campus.	8.45%	36	7.28%	31	18.08%	77	23.24%	99	42.96%	183	426

3	I am able to go to a hairdresser's shop and find someone who can cut or style my hair on or near campus.	12.21%	52	9.62%	41	21.36%	91	20.66%	88	36.15%	154	426
4	I can easily buy posters, post-cards, greeting cards and magazines featuring people of my race.	9.03%	38	8.31%	35	14.25%	60	17.34%	73	51.07%	215	421
5	I am able to find staple foods that fit my culture on or near campus.	9.67%	41	10.61%	45	12.74%	54	21.23%	90	45.75%	194	424
6	I can conduct business in the community surrounding the university without concerns of being followed in stores, receiving unwelcoming looks and/or service in restaurants, and being treated unfairly by the police.	5.95%	25	9.52%	40	12.38%	52	26.90%	113	45.24%	190	420
7	I am able to find a faith tradition that worships in a way that is culturally relevant to me.	6.19%	25	7.67%	31	28.47%	115	21.53%	87	36.14%	146	404
8	What can we do as an institution to make the Manchester	5.42%	9	3.01%	5	56.02%	93	12.65%	21	22.89%	38	166

Q11 - What is your current religious affiliation?



#	Answer	%	Count
1	Anglican	0.60%	1
2	Apostolic	0.00%	0

3	Assembly of God	0.00%	0
4	Baptist	1.80%	3
5	Buddhist	1.20%	2
6	Catholic	26.35%	44
7	Church of God	1.20%	2
8	Church of the Brethren	0.00%	0
9	Congregational Christian	0.60%	1
10	Disciples of Christ	0.60%	1
11	Episcopal	0.00%	0
12	Evangelical	0.00%	0
13	First Brethren	0.00%	0
14	Free Methodist	0.00%	0
15	Friends	0.00%	0
16	Grace Brethren	0.00%	0
17	Hindu	0.00%	0
18	Islam	14.37%	24
19	Jehovah's Witness	0.00%	0
20	Judaism	0.60%	1
21	Lutheran	4.19%	7
22	Lutheran ELS	0.00%	0
23	Lutheran Missouri Synod	1.80%	3
24	Mennonite	0.60%	1
25	Missionary	0.60%	1
26	Mormon CJC Latter Day Saints	0.60%	1
27	Nazarene	0.00%	0
28	Non-Denominational	5.99%	10
29	Orthodox	4.79%	8
30	Pentecostal	2.40%	4
31	Presbyterian	0.60%	1
32	Reformed Church in America	0.00%	0

33	Scientology	0.00%	0
34	Sikh	0.00%	0
35	United Brethren	0.00%	0
36	United Church of Christ	1.20%	2
37	United Methodist	2.40%	4
38	Wesleyan	0.00%	0
39	Other	5.39%	9
40	No religious affiliation	22.16%	37
	Total	100%	167

Q11_39_TEXT - Other

Other - Text

christian

christian

Shaman

Agnostic

Agnostic/Christian

Syriac Orthodox (christian)

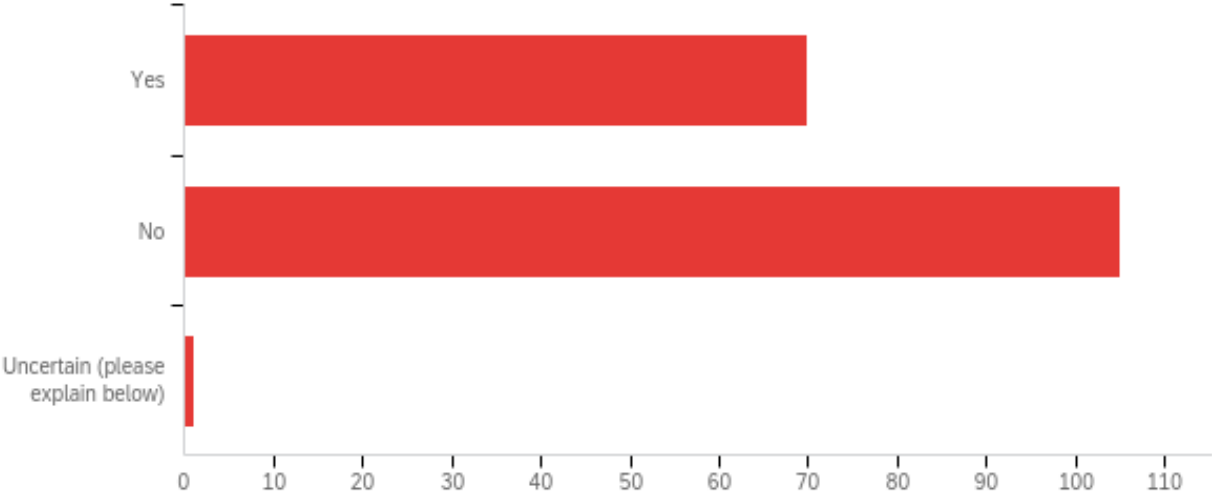
muslim

Church of Christ

atheist

Q12 - Are you a first generation college student? [Definition: your parent(s) or legal guardian(s) who regularly lived with you when growing up have not completed a bachelor’s degree] Various definitions:

<https://www.nytimes.com/2017/11/03/education/edlife/first-generation-college-admissions.html>



#	Answer	%	Count
1	Yes	39.77%	70
2	No	59.66%	105
3	Uncertain (please explain below)	0.57%	1
	Total	100%	176