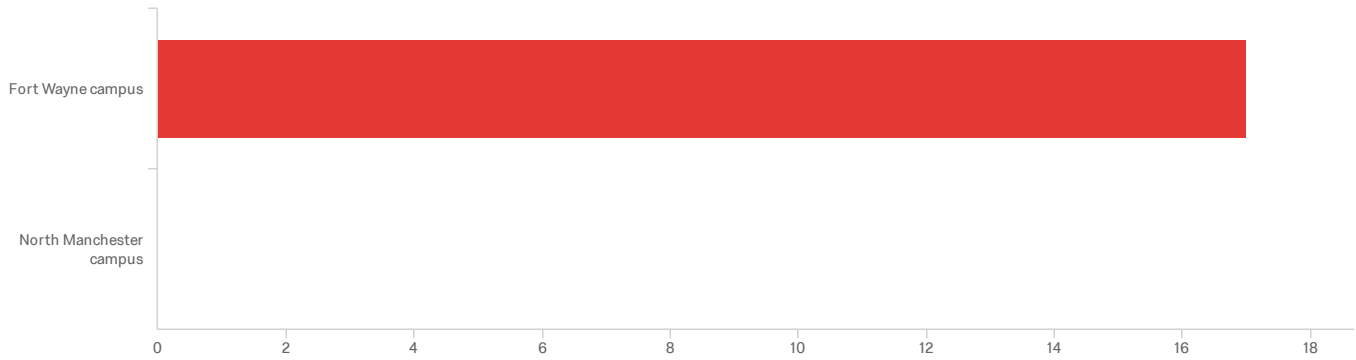


Default Report

ITS Survey - February 2019

February 27, 2019 1:31 PM EST

Q2 - I study or work primarily on the:



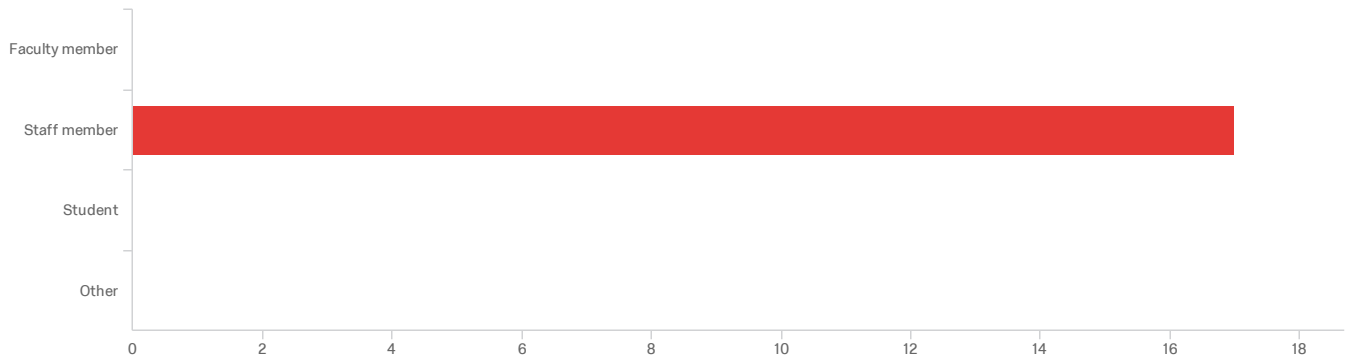
#	Field	Minimum	Maximum	Mean	Std Deviation	Variance	Count
1	I study or work primarily on the:	1.00	1.00	1.00	0.00	0.00	17

#	Field	Choice Count
1	Fort Wayne campus	100.00% 17
2	North Manchester campus	0.00% 0

17

Showing rows 1 - 3 of 3

Q3 - I am primarily a:



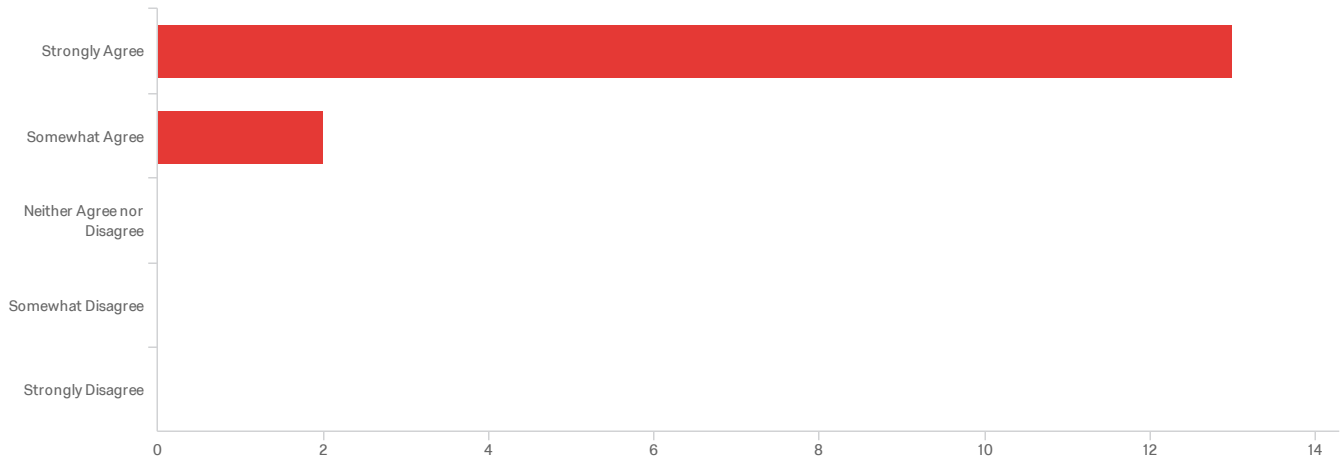
#	Field	Minimum	Maximum	Mean	Std Deviation	Variance	Count
1	I am primarily a:	2.00	2.00	2.00	0.00	0.00	17

#	Field	Choice Count
1	Faculty member	0.00% 0
2	Staff member	100.00% 17
3	Student	0.00% 0
4	Other	0.00% 0

17

Showing rows 1 - 5 of 5

Q4 - The ITS team adequately provides for my information technology needs such as Internet, printing, etc.



#	Field	Minimum	Maximum	Mean	Std Deviation	Variance	Count
1	The ITS team adequately provides for my information technology needs such as Internet, printing, etc.	85.00	86.00	85.13	0.34	0.12	15

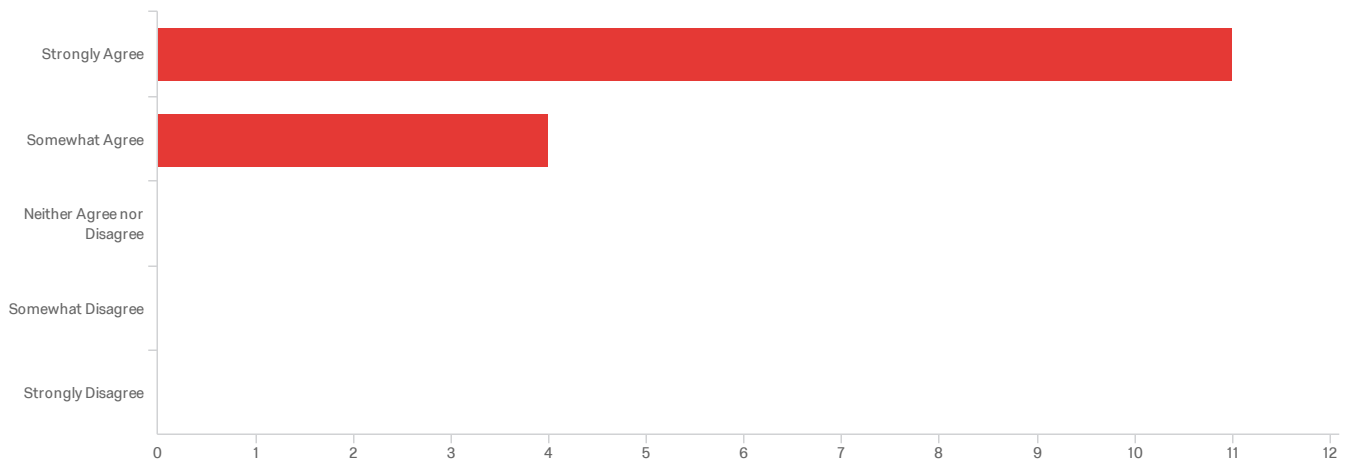
#	Field	Choice Count
1	Strongly Agree	86.67% 13
2	Somewhat Agree	13.33% 2
3	Neither Agree nor Disagree	0.00% 0
4	Somewhat Disagree	0.00% 0
5	Strongly Disagree	0.00% 0
		15

Showing rows 1 - 6 of 6

Q5 - Please explain why you chose "Somewhat Disagree" or "Strongly Disagree".

Please explain why you chose "Somewhat Disagree" or "Strongly Disagree".

Q6 - When a problem arises, I know whom to contact.



#	Field	Minimum	Maximum	Mean	Std Deviation	Variance	Count
1	When a problem arises, I know whom to contact.	51.00	52.00	51.27	0.44	0.20	15

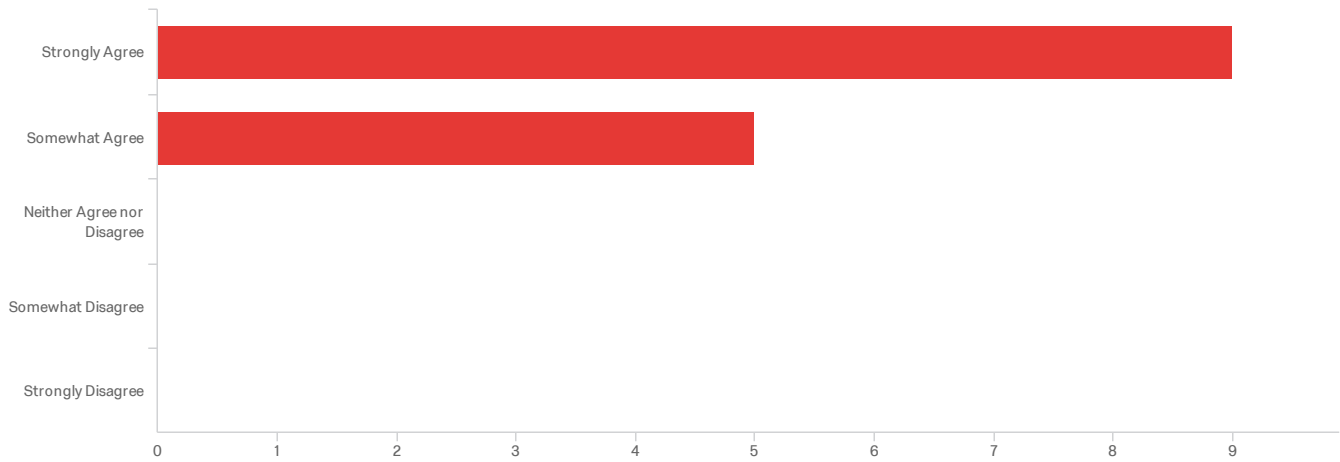
#	Field	Choice Count
1	Strongly Agree	73.33% 11
2	Somewhat Agree	26.67% 4
3	Neither Agree nor Disagree	0.00% 0
4	Somewhat Disagree	0.00% 0
5	Strongly Disagree	0.00% 0
		15

Showing rows 1 - 6 of 6

Q7 - Please explain why you chose "Somewhat Disagree" or "Strongly Disagree".

Please explain why you chose "Somewhat Disagree" or "Strongly Disagree".

Q8 - The ITS team addresses problems promptly.



#	Field	Minimum	Maximum	Mean	Std Deviation	Variance	Count
1	The ITS team addresses problems promptly.	46.00	47.00	46.36	0.48	0.23	14

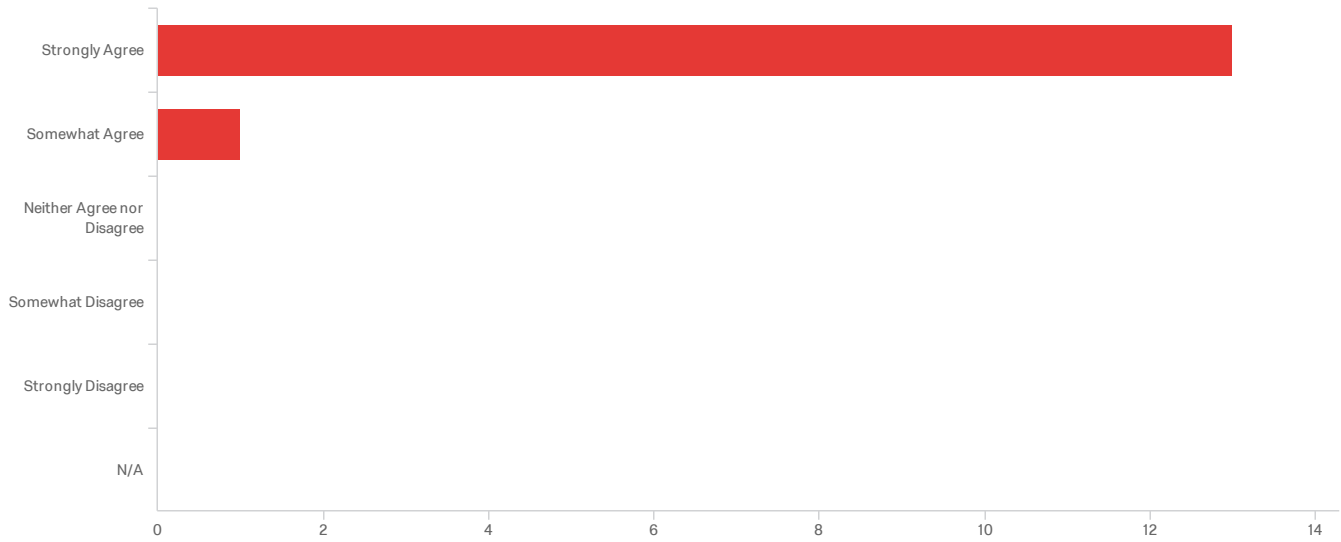
#	Field	Choice Count
1	Strongly Agree	64.29% 9
2	Somewhat Agree	35.71% 5
3	Neither Agree nor Disagree	0.00% 0
4	Somewhat Disagree	0.00% 0
5	Strongly Disagree	0.00% 0
		14

Showing rows 1 - 6 of 6

Q9 - Please explain why you chose "Somewhat Disagree" or "Strongly Disagree".

Please explain why you chose "Somewhat Disagree" or "Strongly Disagree".

Q10 - When I deal with the ITS team, I am treated in a professional and courteous manner.



#	Field	Minimum	Maximum	Mean	Std Deviation	Variance	Count
1	When I deal with the ITS team, I am treated in a professional and courteous manner.	1.00	2.00	1.07	0.26	0.07	14

#	Field	Choice Count
1	Strongly Agree	92.86% 13
2	Somewhat Agree	7.14% 1
3	Neither Agree nor Disagree	0.00% 0
4	Somewhat Disagree	0.00% 0
5	Strongly Disagree	0.00% 0
6	N/A	0.00% 0

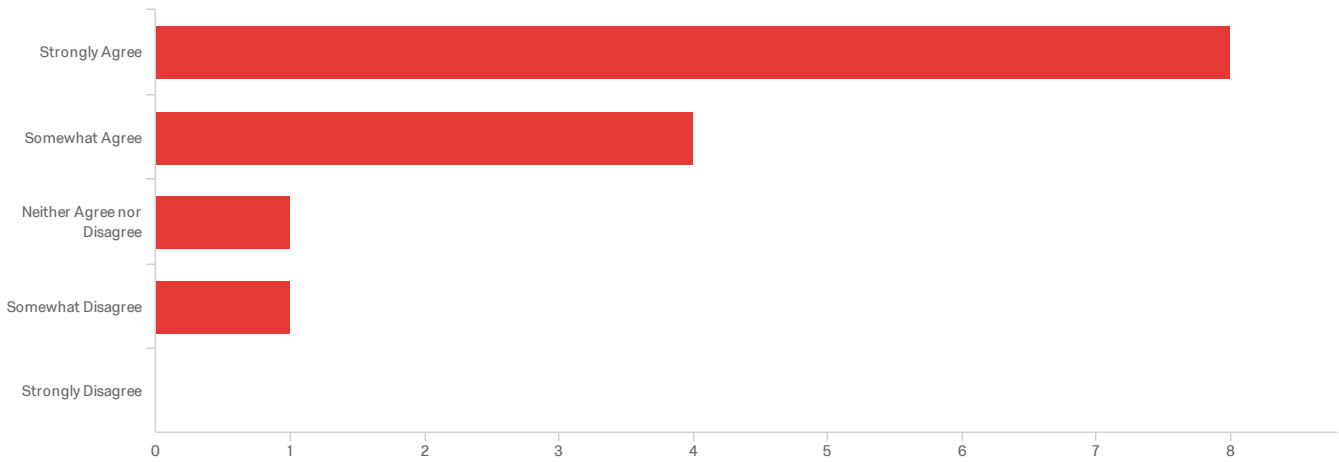
14

Showing rows 1 - 7 of 7

Q11 - Please explain why you chose "Somewhat Disagree", "Strongly Disagree" or "N/A".

Please explain why you chose "Somewhat Disagree", "Strongly Disagree" or "N..."

Q12 - The classroom, lab, or office equipment (computers, A/V, etc.) work well.



#	Field	Minimum	Maximum	Mean	Std Deviation	Variance	Count
1	The classroom, lab, or office equipment (computers, A/V, etc.) work well.	1.00	4.00	1.64	0.89	0.80	14

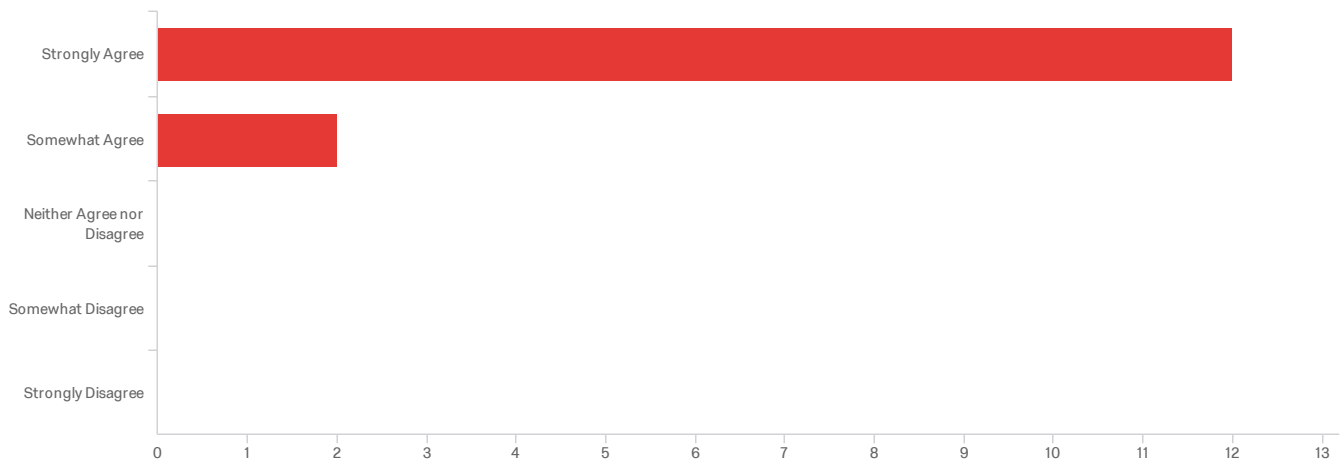
#	Field	Choice Count
1	Strongly Agree	57.14% 8
2	Somewhat Agree	28.57% 4
3	Neither Agree nor Disagree	7.14% 1
4	Somewhat Disagree	7.14% 1
5	Strongly Disagree	0.00% 0
		14

Showing rows 1 - 6 of 6

Q13 - Please explain why you chose "Somewhat Disagree" or "Strongly Disagree".

Please explain why you chose "Somewhat Disagree" or "Strongly Disagree".

Q14 - The hardware or software I need is available for use.



#	Field	Minimum	Maximum	Mean	Std Deviation	Variance	Count
1	The hardware or software I need is available for use.	56.00	57.00	56.14	0.35	0.12	14

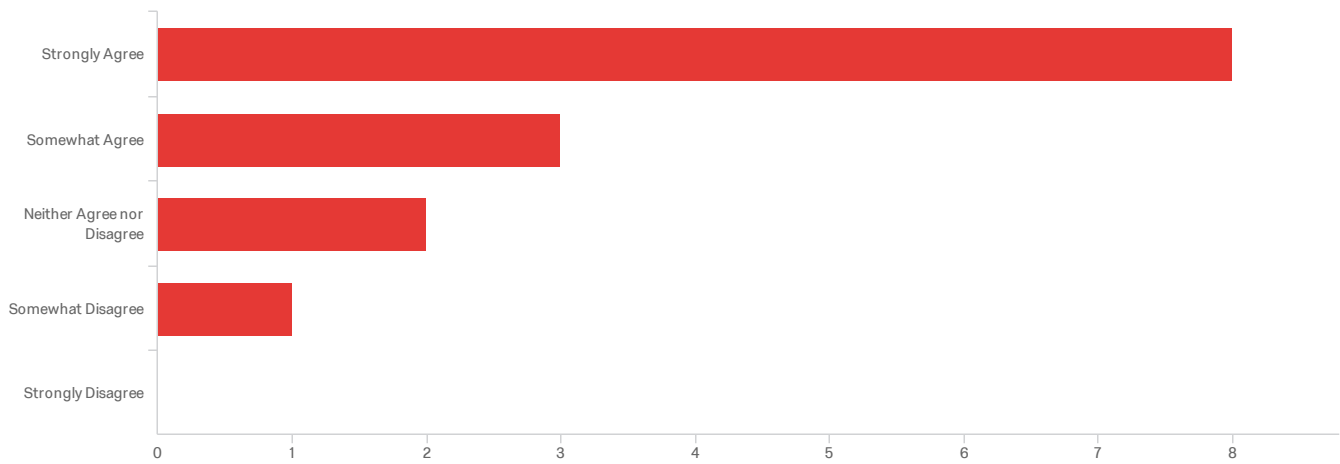
#	Field	Choice Count
1	Strongly Agree	85.71% 12
2	Somewhat Agree	14.29% 2
3	Neither Agree nor Disagree	0.00% 0
4	Somewhat Disagree	0.00% 0
5	Strongly Disagree	0.00% 0
		14

Showing rows 1 - 6 of 6

Q15 - Please explain why you chose "Somewhat Disagree" or "Strongly Disagree".

Please explain why you chose "Somewhat Disagree" or "Strongly Disagree".

Q16 - The wireless network, such as MUWiFi or MUWiFi-Public, works well.



#	Field	Minimum	Maximum	Mean	Std Deviation	Variance	Count
1	The wireless network, such as MUWiFi or MUWiFi-Public, works well.	1.00	4.00	1.71	0.96	0.92	14

#	Field	Choice Count
1	Strongly Agree	57.14% 8
2	Somewhat Agree	21.43% 3
3	Neither Agree nor Disagree	14.29% 2
4	Somewhat Disagree	7.14% 1
5	Strongly Disagree	0.00% 0
		14

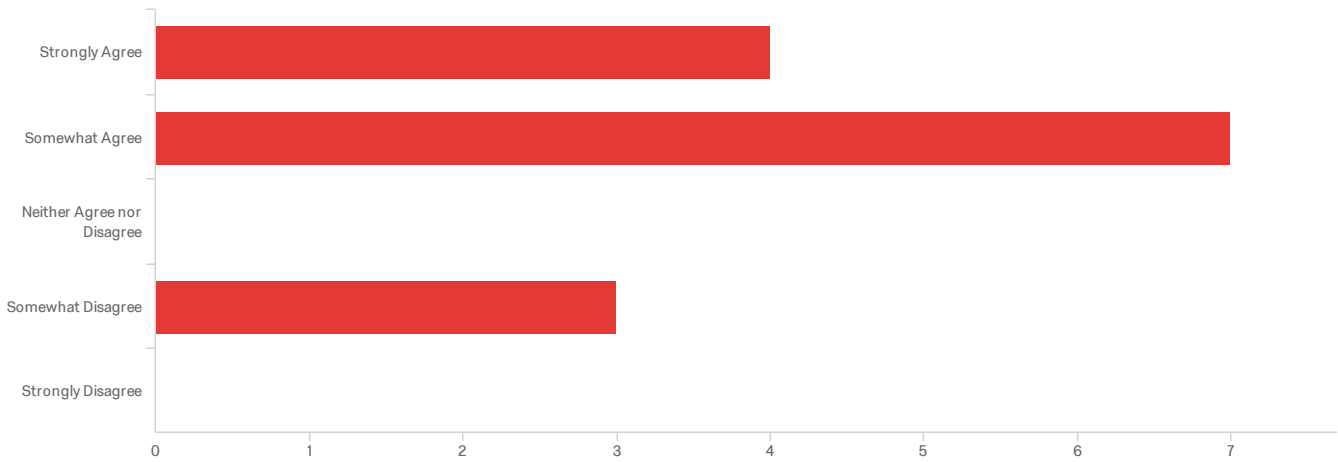
Showing rows 1 - 6 of 6

Q17 - Please explain why you chose "Somewhat Disagree" or "Strongly Disagree".

Please explain why you chose "Somewhat Disagree" or "Strongly Disagree".

There are places (my office) in NM where I have to use MUWIFI-public where I should be able to log onto the MUWIFI.

Q18 - ChetNet is easy to use.



#	Field	Minimum	Maximum	Mean	Std Deviation	Variance	Count
1	ChetNet is easy to use.	1.00	4.00	2.14	1.06	1.12	14

#	Field	Choice Count
1	Strongly Agree	28.57% 4
2	Somewhat Agree	50.00% 7
3	Neither Agree nor Disagree	0.00% 0
4	Somewhat Disagree	21.43% 3
5	Strongly Disagree	0.00% 0
		14

Showing rows 1 - 6 of 6

Q19 - Please explain why you chose "Somewhat Disagree" or "Strongly Disagree".

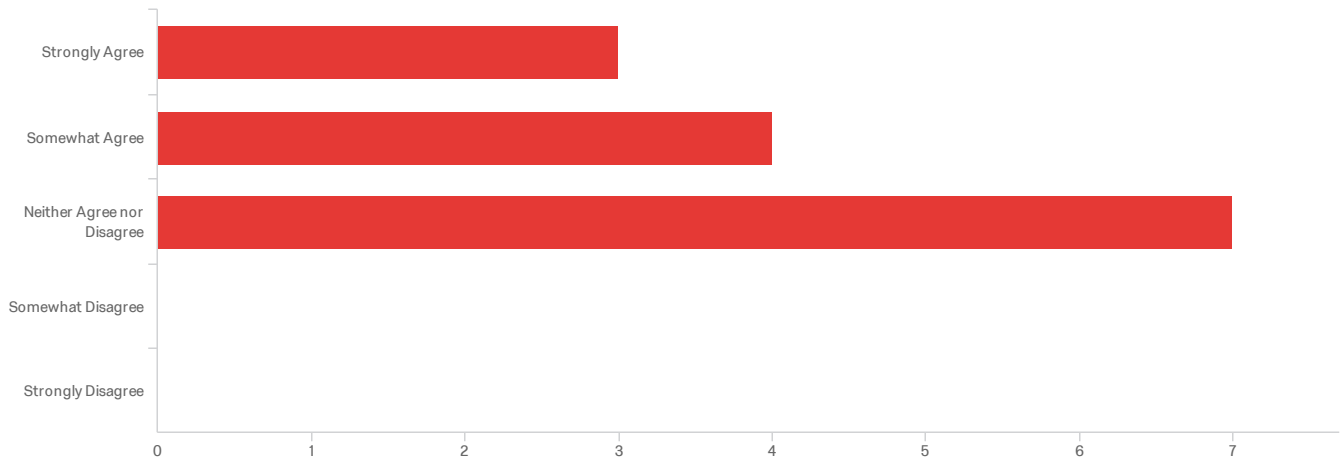
Please explain why you chose "Somewhat Disagree" or "Strongly Disagree".

Materials are difficult to locate

It's clunky and not always intuitive, plus individual departments don't always have the up-to-date information.

It's organization is not intuition or customer friendly and it often isn't up to date.

Q20 - Spartan Self-service is easy to use.



#	Field	Minimum	Maximum	Mean	Std Deviation	Variance	Count
1	Spartan Self-service is easy to use.	1.00	3.00	2.29	0.80	0.63	14

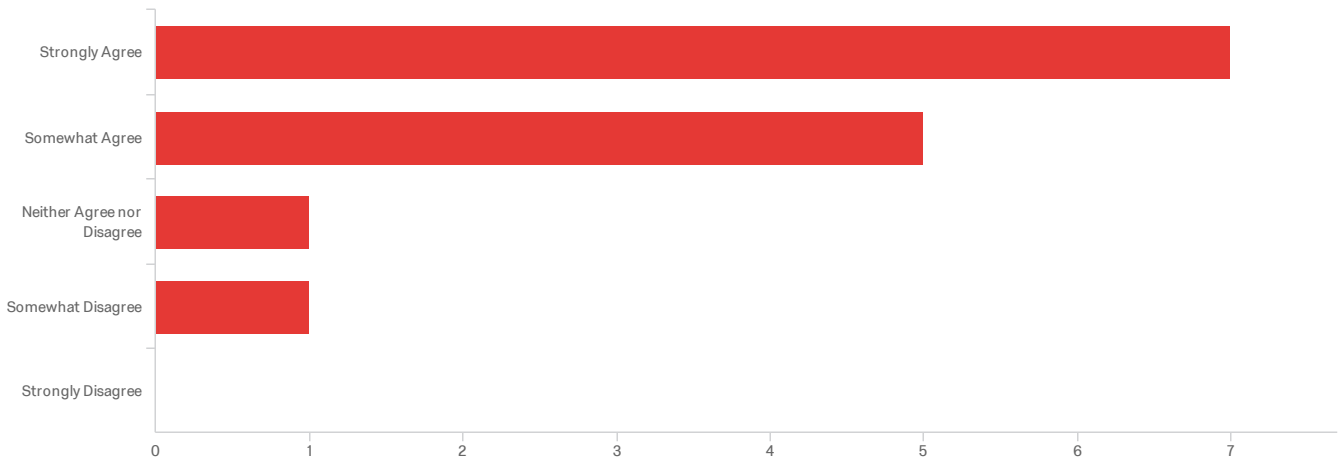
#	Field	Choice Count
1	Strongly Agree	21.43% 3
2	Somewhat Agree	28.57% 4
3	Neither Agree nor Disagree	50.00% 7
4	Somewhat Disagree	0.00% 0
5	Strongly Disagree	0.00% 0
		14

Showing rows 1 - 6 of 6

Q21 - Please explain why you chose "Somewhat Disagree" or "Strongly Disagree".

Please explain why you chose "Somewhat Disagree" or "Strongly Disagree".

Q22 - Printing@MU works well for me.



#	Field	Minimum	Maximum	Mean	Std Deviation	Variance	Count
1	Printing@MU works well for me.	1.00	4.00	1.71	0.88	0.78	14

#	Field	Choice Count
1	Strongly Agree	50.00% 7
2	Somewhat Agree	35.71% 5
3	Neither Agree nor Disagree	7.14% 1
4	Somewhat Disagree	7.14% 1
5	Strongly Disagree	0.00% 0
		14

Showing rows 1 - 6 of 6

Q23 - Please explain why you chose "Somewhat Disagree" or "Strongly Disagree".

Please explain why you chose "Somewhat Disagree" or "Strongly Disagree".

I have made major printing problems this term -- being able to print anywhere from my computer.

Q24 - I like the quality of the cable TV service.



#	Field	Minimum	Maximum	Mean	Std Deviation	Variance	Count
1	I like the quality of the cable TV service.	0.00	0.00	0.00	0.00	0.00	0

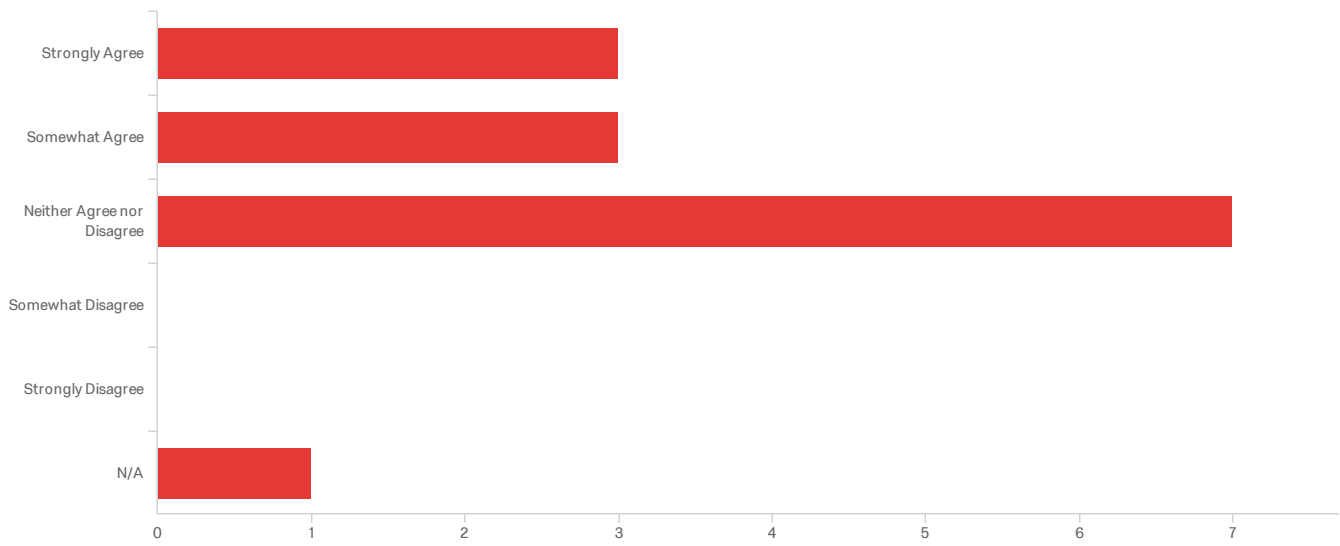
#	Field	Choice Count
1	Strongly Agree	0.00% 0
2	Somewhat Agree	0.00% 0
3	Neither Agree nor Disagree	0.00% 0
4	Somewhat Disagree	0.00% 0
5	Strongly Disagree	0.00% 0
		0

Showing rows 1 - 6 of 6

Q25 - Please explain why you chose "Somewhat Disagree" or "Strongly Disagree".

Please explain why you chose "Somewhat Disagree" or "Strongly Disagree".

Q26 - I appreciate the IT training opportunities available to me.



#	Field	Minimum	Maximum	Mean	Std Deviation	Variance	Count
1	I appreciate the IT training opportunities available to me.	1.00	6.00	2.57	1.24	1.53	14

#	Field	Choice Count
1	Strongly Agree	21.43% 3
2	Somewhat Agree	21.43% 3
3	Neither Agree nor Disagree	50.00% 7
4	Somewhat Disagree	0.00% 0
5	Strongly Disagree	0.00% 0
6	N/A	7.14% 1

14

Showing rows 1 - 7 of 7

Q27 - Please explain why you chose "Somewhat Disagree", "Strongly Disagree" or "N/A".

Please explain why you chose "Somewhat Disagree", "Strongly Disagree" or "N..."

Never had opportunity that I know of.

End of Report