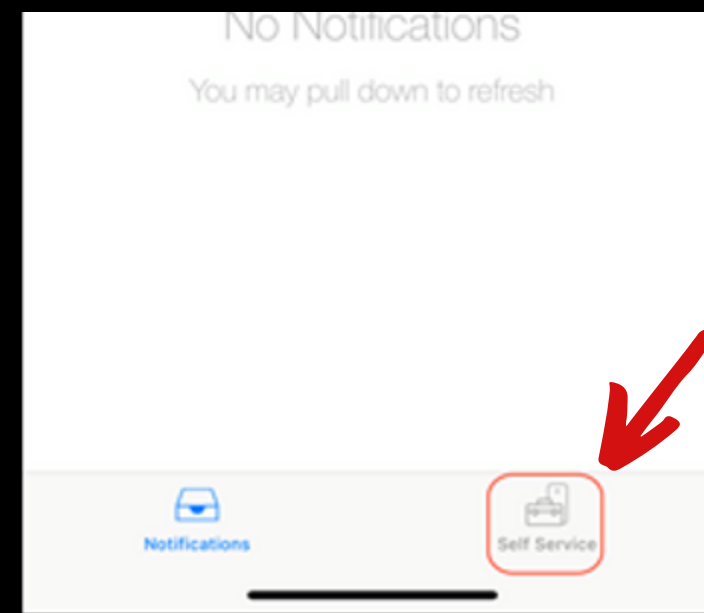


# HAVE YOU SIGNED UP?

Stay informed of emergency situations on campus with MU's emergency alert system

sign up for INFORMACAST today.



## On web:

Visit <https://alerts.manchester.edu>.

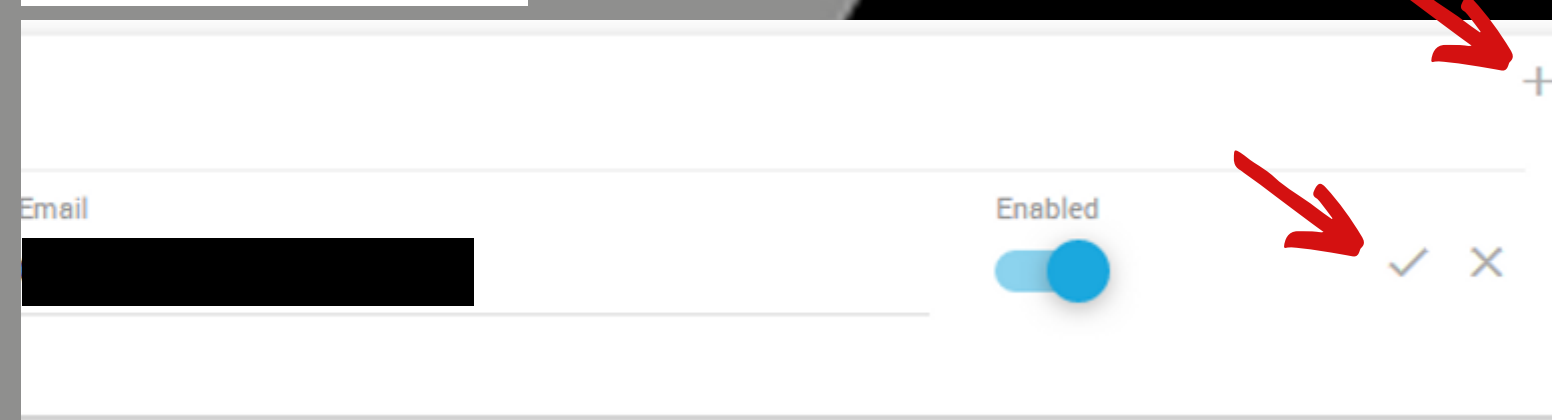
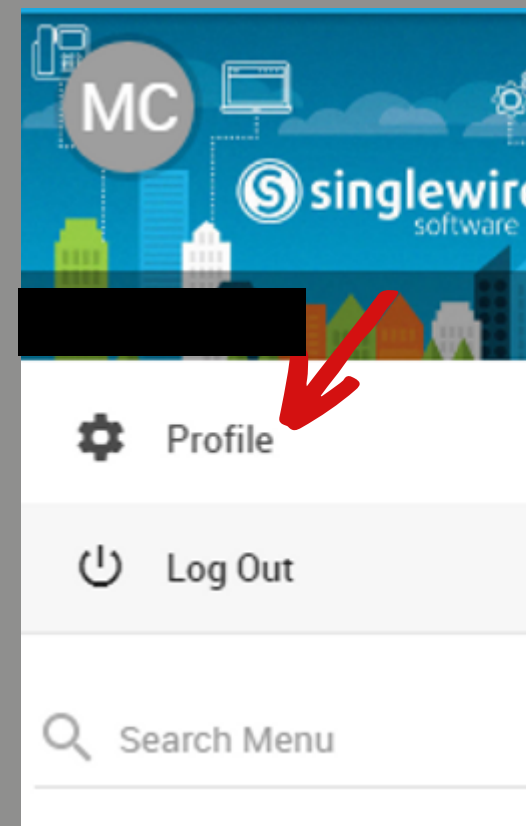
Enter your email address and click on the red arrow.

Log into Spartan Alerts using your MU credentials.

Click on your name in the upper left-hand corner and then click on **Profile**.

Under the General tab, click on the **+** sign in the upper right-hand corner of each section.

Click the **checkmark** to the right of the box if you make any changes or updates.



## On a smartphone:

Download the InformaCast Mobile app from the Apple App Store or the Google Play Store. Log in using your MU network credentials.

On the home screen, press the **Self-Service icon** in the lower right-hand corner. Enter the information for where you want alerts to go.

**SMS** - phone numbers that Spartan Alerts will text.

**Phone Call** - phone numbers that Spartan Alerts will call.

**Email** - email addresses where Spartan Alerts will email.

**Location** - locations where you may be, such as the Fort Wayne or North Manchester campus.

Click **Save** in the upper right when you have finished.